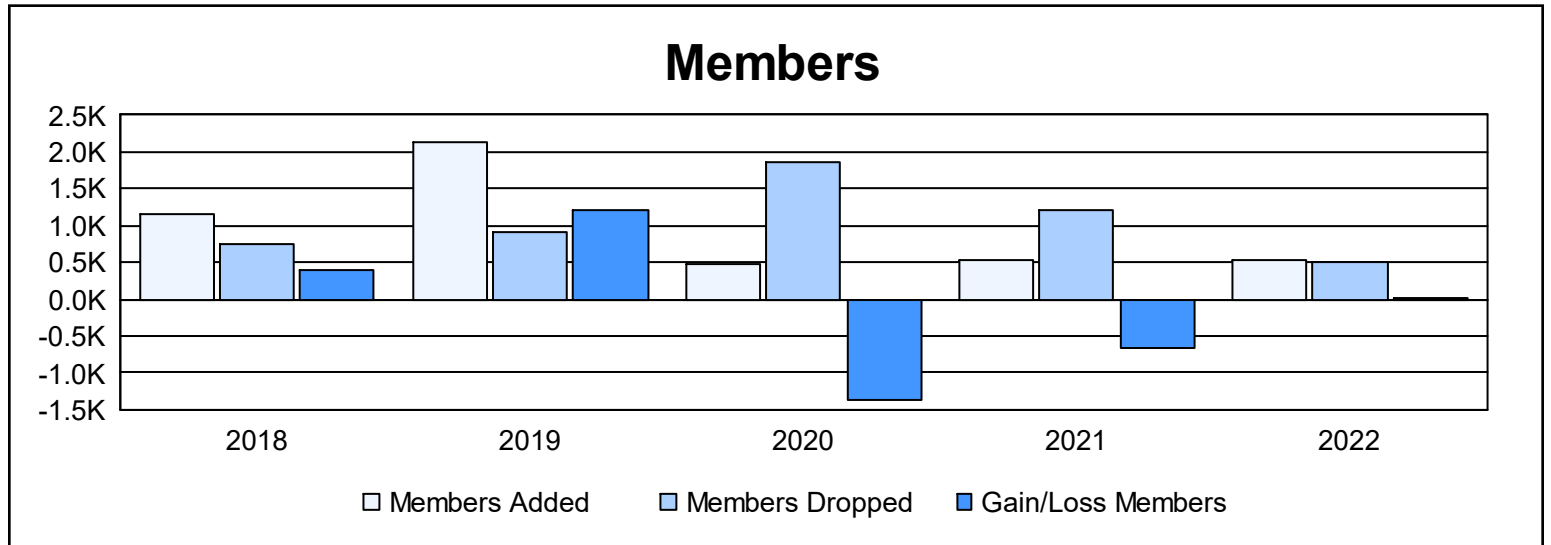
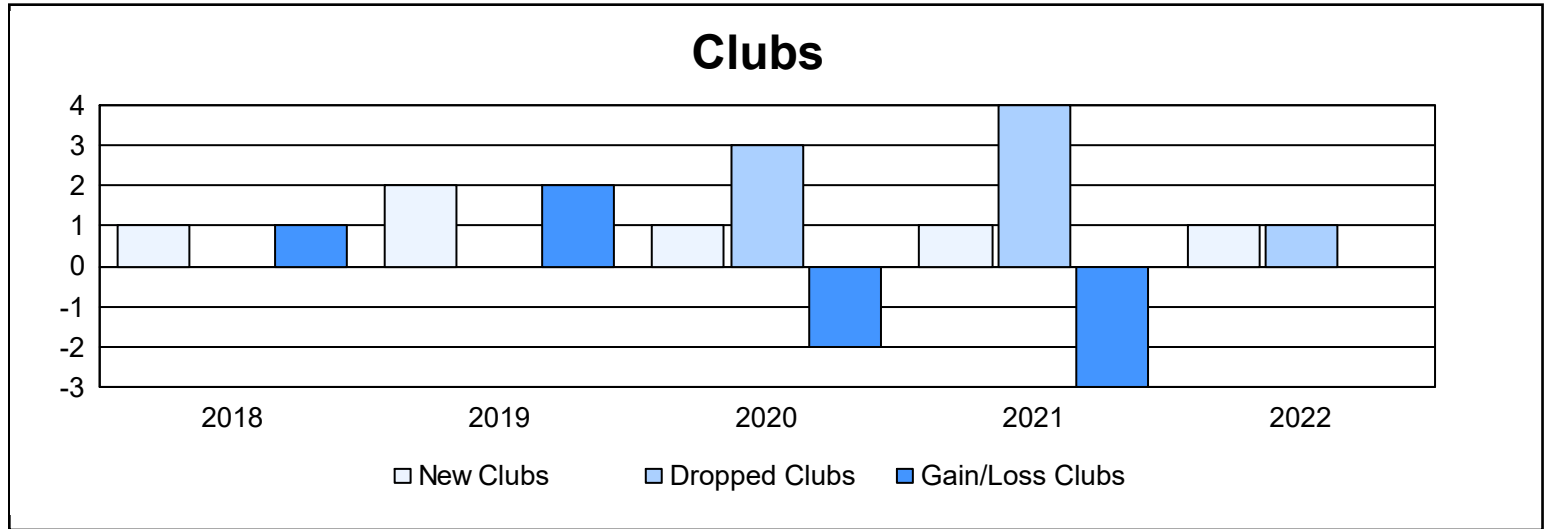
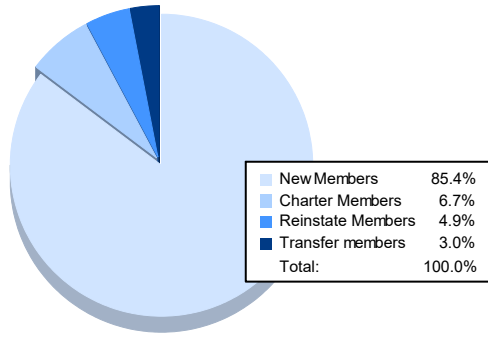


Year	New Clubs	Dropped Clubs	Gain/Loss Clubs	New Members	Charter Members	Reinstate Members	Transfer Members	Total Member Added	Total Members Dropped	Gain/Loss Members
2017-2018	1	0	1	1,010	73	68	3	1,154	754	400
2018-2019	2	0	2	1,953	125	54	4	2,136	913	1,223
2019-2020	1	3	-2	416	35	26	2	479	1,860	-1,381
2020-2021	1	4	-3	384	59	82	2	527	1,198	-671
2021-2022	1	1	0	456	36	26	16	534	515	19
Average	1	2	0	844	66	51	5	966	1,048	-82



Membership Composition June 2022 Cumulative



Gender Composition June 2022 Cumulative

